

Cascading Style Sheets

- Cascading Style Sheets (CSS) allow us to add style information that is separate from the content of the page.
- We can then change the look and feel of a web page or web site, without having to change the HTML markup or page content.

Constructing a Style Rule

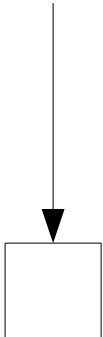
Two parts to each style rule:

- 1) the “selector”, which determines which elements are affected.
- 2) the “declaration”, made up of one or more property/value pairs, which specifies just what should be done.

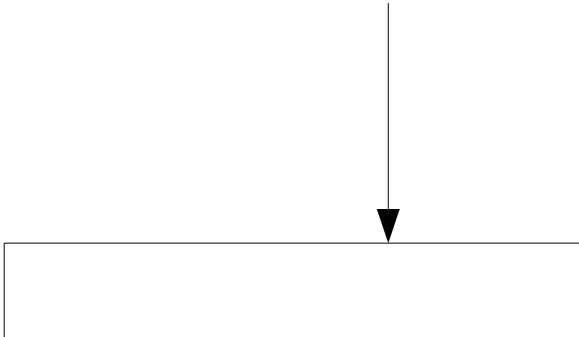
A Style Rule

Selector

Declaration



h1

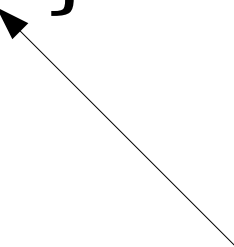


{ color: red; }

Property

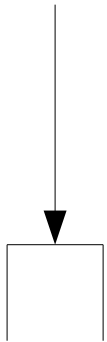
Value

Semicolon



1 of 5 different criteria for a selector: name of element

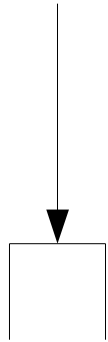
Name of the desired element



```
h1 {color: red; }
```

2 of 5 different criteria for a selector: context

Name of the desired element

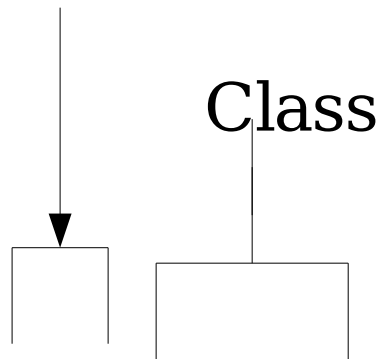


```
h1 em {color: red; }
```

↑
Context


3 of 5 different criteria for a selector: class or id

Name of the desired element



```
h1.title {color: red; }
```

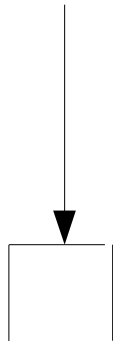
```
div#idname {color: red; }
```



Name of the desired element

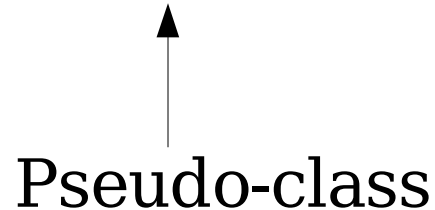
4 of 5 different criteria for a selector: pseudo-class

Name



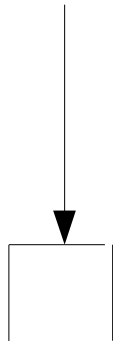
```
a.link {color: red; }
```

Pseudo-class



5 of 5 different criteria for a selector: attributes & values

Name



a.name {color: red; }

↑
attribute

Style Sheet Example

Placed in the head it becomes an internal style sheet.
Created as it's own file, it becomes an external style sheet.

```
<style type="text/css">
body {
margin: 0px;
background-color: #ffffff;
font-size: 11px;
font-family: 'Verdana', 'Helvetica', 'Arial';
color: #000000;
line-height: 15px;
}
</style>
```

Link to an External Style Sheet placed in the head

```
<link rel="stylesheet" href="style.css" type="text/css" />
```

- The most common way to apply the rules in a style sheet is to link to an external style sheet. This link should be placed in the head of the document.
- Making a change to the external style sheet, all pages that reference this sheet will be automatically updated.
- You can link to several sheets at a time, the later ones take precedence.

External Style Sheets

- File must be saved as plain text with the extension of .css
- Comments can be included in internal or external sheets, type `/*` to begin the comment, and `*/` to end the comment.
- Example: `/* comments go here */`
- Comments can span several lines, and be on their own line, or follow a rule.

The Cascade

Inheritance - Many CSS properties affect not only the elements defined by the selector but are also “inherited” by the descendants of the element.

Specificity – The more specific the selector, the stronger the rule.

Location – If two rules compete, the location of the rule breaks the tie: Rules that appear later have more weight.